



Winton Motor Raceway

Round 2 : March 12 - 14



AUSTRALIAN SUPERBIKE CHAMPIONSHIP

Timed Practice

Date: 13/03/21
 Event: P19
 Weather: High cloud - Temp: 30.3C
 Track: Dry - Temp: 41.2C

Started at: 11:36:10
 Laps: 35 Min
 Starters: 25
 Printed at: 12:21


CLASSIFICATION

Pos	No	Name	Machine	Fastest Lap	On Lap	Behind Leader	Behind Prev	Top Speed
1	46	Michael JONES (QLD) / Desmosport Ducati	Ducati V4R	1:19.806	5 of 14			246
2	1	Wayne MAXWELL (VIC)	Ducati V4R	1:19.916	7 of 14	.110	.110	249
3	17	Troy HERFOSS (QLD) / Penrite Honda Racing	Honda CBR-RR	1:20.247	8 of 10	.441	.331	241
4	14	Glenn ALLERTON (NSW) / Maxima Racing Oils BMW	BMW S RR	1:20.922	9 of 9	1.116	.675	238
5	83	Lachlan EPIS (NSW) / Maxima Racing Oils BMW	BMW S RR	1:20.970	3 of 3	1.164	.048	239
6	61	Arthur SISIS (SA) / Donna Hoeymakers / Unitech Racing / Remo Contractors / SA Profiling	Yamaha YZF-R1	1:20.996	4 of 4	1.190	.026	241
7	28	Aiden WAGNER (QLD) / Yamaha Racing Team	Yamaha YZF-R1	1:21.316	11 of 13	1.510	.320	241
8	65	Cru HALLIDAY (NSW) / Yamaha Racing Team	Yamaha YZF-R1	1:21.351	3 of 3	1.545	.035	238
9	3	Jed METCHER (VIC) / Metcher Motorsport / Siemec / Fusport / Yamaha / YRD / YamaLube	Yamaha YZF-R1	1:21.414	7 of 7	1.608	.063	236
10	32	Oliver BAYLISS (QLD) / DesmoSport Ducati	Ducati V4R	1:21.640	13 of 17	1.834	.226	244
11	12	Matthew WALTERS (NSW) / Kawasaki Australia / Kawasaki Connection / Rover Coaches / Du Speed	Kawasaki ZX10R	1:21.672	7 of 8	1.866	.032	237
12	67	Bryan STARING (WA) / Kawasaki BCperformance / Kawasaki Motors Aust.	Kawasaki ZX10R	1:21.718	5 of 15	1.912	.046	237
13	2	Mark CHIODO (VIC)	Yamaha YZF-R1	1:22.090	7 of 11	2.284	.372	241
14	21	Josh WATERS (VIC) / Kawasaki BCperformance / Kawasaki Motors Aust.	Kawasaki ZX10R	1:22.223	7 of 9	2.417	.133	236
15	16	Luke JHONSTON (VIC) / MotoGo Yamaha / Taichi Leather / The Bike Vault Castlemaine / Pirelli	Yamaha YZF-R1	1:22.820	16 of 16	3.014	.597	241
16	333	Yannis SHAW (NSW) / Specialist Suzuki / Specialist Height Access / Airoh Helmets / Ricondi	Suzuki GSXR	1:23.047	9 of 12	3.241	.227	239
17	64	Aaron MORRIS (NSW) / Harvest Pools / Watson Demolition / Longwall Haul / Michelin / YRD / Bitubo Susp.	Yamaha YZF-R1	1:23.385	9 of 9	3.579	.338	234
18	92	Jack DAVIS (SA) / Thomson Airborne	BMW S RR	1:24.271	5 of 5	4.465	.886	233
19	11	Philip CZAJ (VIC) / 11M / Peters Stevens M-c / Yamaha Aust. / Bridgestone Tyres Aust.	Yamaha YZF-R1	1:24.593	5 of 11	4.787	.322	232
20	78	Nathan SPITERI (VIC) / ProGP Racing / Livson / PTR / Alpinestar / The Grinning Dingo	Suzuki GSXR	1:26.020	6 of 6	6.214	1.427	228
21	29	Patrick Jun LI (VIC) / MotoGo Yamaha / Taichi Leather / KYT Helmets	Yamaha YZF-R1	1:27.306	6 of 11	7.500	1.286	231
22	37	Michael EDWARDS (QLD) / Northstar Yamaha / Addicted To Track	Yamaha YZF-R1	1:28.144	9 of 12	8.338	.838	230
23	33	Hamish McMURRAY (NSW) / Six Ways From Sunday / Dunlop	Kawasaki ZX10R	1:29.291	17 of 17	9.485	1.147	220


Current qualifying record for SBK class - 1:19.994 by Mike JONES (QLD) on a Ducati 1299 FE set on 07/09/19

*** TOP 9 RIDERS TO QUALIFYING 2. REMAINDER TO QUALIFYING 1. ***

The results are provisional until the end of the time limit for protests and appeals.


 Chief Timekeeper - Scott Laing


 Race Director - Tom Williams


 Clerk of Course - Paul Hinds



www.computime.com.au
 COMPUTIME RACE TIMING SYSTEMS PTY LTD





Winton Motor Raceway

Round 2 : March 12 - 14



AUSTRALIAN SUPERBIKE CHAMPIONSHIP

Timed Practice

Date: 13/03/21
 Event: P19
 Weather: High cloud - Temp: 30.3C
 Track: Dry - Temp: 41.2C


Started at: 11:36:10
 Laps: 35 Min
 Starters: 25
 Printed at: 12:21


LAP TIMES


No	Name	Lap 1	Lap 2	Lap 3	Lap 4	Lap 5	Lap 6	Lap 7	Lap 8	Lap 9	Lap 10
1	Wayne MAXWELL (VIC)	1:28.911	1:20.932	1:23.547	1:20.551	3:16.862	1:26.552	1:19.916	1:20.209	2:45.562	1:25.602
10		1:20.087	6:26.508	1:28.287	1:20.247						
2	Mark CHIODO (VIC)	11:54.590	1:40.163	1:23.940	1:23.213	1:22.373	1:26.408	1:22.090	9:44.961	1:34.829	1:23.229
10		1:22.419									
3	Jed METCHER (VIC)	1:29.509	8:28.279	1:27.633	11:11.596	1:28.820	1:21.839	1:21.414			
11	Philip CZAJ (VIC)	1:33.467	1:26.338	1:25.824	1:26.289	1:24.593	2:49.618	1:34.762	1:26.124	1:25.397	17:19.714
10		1:38.233									
12	Matthew WALTERS (NSW)	1:37.813	1:22.608	1:22.336	9:43.373	1:31.353	1:22.049	1:21.672	1:28.818		
14	Glenn ALLERTON (NSW)	1:34.452	1:21.448	1:21.176	10:50.466	1:27.785	1:21.189	2:29.524	1:35.028	1:20.922	
16	Luke JHONSTON (VIC)	1:31.646	1:23.986	1:23.932	1:23.421	2:36.847	1:28.756	3:27.046	1:34.911	1:23.301	1:30.118
10		1:23.090	10:02.083	1:29.800	1:23.695	1:30.654	1:22.820				
17	Troy HERFOSS (QLD)	1:31.251	1:20.974	1:20.550	1:20.502	9:52.110	1:25.374	1:20.457	1:20.247	1:22.958	1:20.542
21	Josh WATERS (VIC)	1:37.773	1:23.110	9:45.291	1:28.716	1:22.569	1:22.412	1:22.223	1:29.174	1:22.645	
28	Aiden WAGNER (QLD)	1:29.677	1:21.807	2:13.480	1:27.734	1:21.406	1:22.038	1:21.403	1:21.681	1:24.351	1:26.910
10		1:21.316	1:26.282	1:21.555							
29	Patrick Jun LI (VIC)	1:36.361	1:27.944	1:28.270	19:38.865	1:46.440	1:27.306	1:28.382	1:28.544	1:28.456	2:00.643
10		1:44.558									
32	Oliver BAYLISS (QLD)	1:32.414	1:23.359	1:21.735	1:21.792	6:10.348	1:34.080	1:22.241	1:22.196	5:19.363	1:33.381
10		1:22.132	1:25.507	1:21.640	1:21.655	2:54.353	1:36.749	1:22.419			
33	Hamish McMURRAY (NSW)	1:47.350	1:34.990	1:32.428	1:32.238	1:31.434	1:31.367	1:30.684	1:30.067	8:34.985	1:36.372
10		1:30.445	1:30.019	1:29.580	1:29.913	1:29.299	1:29.913	1:29.291			
37	Michael EDWARDS (QLD)	1:39.982	1:30.941	1:31.229	2:42.392	1:34.068	1:28.846	1:29.073	1:29.293	1:28.144	1:28.686
10		1:28.961	1:28.389								
46	Michael JONES (QLD)	1:30.443	1:22.063	1:20.481	1:19.908	1:19.806	1:20.008	16:02.181	1:31.291	1:20.540	1:19.950
10		1:20.958	1:21.876	1:20.035	1:30.235						
61	Arthur SISSIS (SA)	1:33.980	1:21.501	1:32.062	1:20.996						
64	Aaron MORRIS (NSW)	1:31.242	1:24.420	1:23.506	1:26.692	13:47.394	1:34.341	6:51.518	1:30.204	1:23.385	
65	Cru HALLIDAY (NSW)	1:34.564	1:21.558	1:21.351							
67	Bryan STARING (WA)	1:33.087	1:22.451	1:22.180	1:33.774	1:21.718	1:23.145	6:23.063	1:36.912	1:22.370	1:21.832
10		1:29.836	8:39.916	1:32.931	1:21.937	1:22.107					
78	Nathan SPITERI (VIC)	1:38.524	1:27.218	1:26.516	1:26.113	1:27.210	1:26.020				
83	Lachlan EPIS (NSW)	1:35.506	1:21.802	1:20.970							
92	Jack DAVIS (SA)	1:35.005	1:26.466	1:25.232	1:24.575	1:24.271					
333	Yannis SHAW (NSW)	1:31.795	1:24.588	1:36.201	1:23.271	1:33.809	18:07.433	1:40.099	1:25.041	1:23.047	1:28.650
10		1:23.080	1:23.203								

*** TOP 9 RIDERS TO QUALIFYING 2. REMAINDER TO QUALIFYING 1. ***

The results are provisional until the end of the time limit for protests and appeals.


 Chief Timekeeper - Scott Lang


 Race Director - Tom Williams


 Clerk of Course - Paul Hinds





Winton Motor Raceway

Round 2 : March 12 - 14



AUSTRALIAN SUPERBIKE CHAMPIONSHIP

Timed Practice

Date: 13/03/21
 Event: P19
 Weather: High cloud - Temp: 30.3C
 Track: Dry - Temp: 41.2C

Started at: 11:36:10
 Laps: 35 Min
 Starters: 25
 Printed at: 12:21

SPLIT TIMES

Lap	Split 1	Split 2	Split 3	Split 4	Lap Time	Spd	Lap	Split 1	Split 2	Split 3	Split 4	Lap Time	Spd
1 Wayne MAXWELL (VIC) (2nd)							11 Philip CZAJ (VIC) (19th)						
1	15.830	14.554	30.651	27.876	1:28.911 P		1	17.365	15.445	32.060	28.597	1:33.467 P	
2	11.293	13.671	29.645	26.323	1:20.932	241	2	12.356	14.630	31.254	28.098	1:26.338	229
3	11.254	14.179	31.605	26.509	1:23.547	243	3	12.112	14.457	31.117	28.138	1:25.824	232
4	11.274	13.592	29.506	26.179	1:20.551	243	4	11.940	14.626	31.509	28.214	1:26.289	232
5	11.134	14.844	30.471	2:20.413	3:16.862	244	5	11.728	14.554	30.512	27.799	1:24.593	232
6	16.130	14.490	29.846	26.086	1:26.552 P		6	11.849	14.533	30.864	1:52.372	2:49.618	232
7	11.077	13.477	29.244	26.118	1:19.916	243	7	18.018	17.085	31.552	28.107	1:34.762 P	
8	11.044	13.529	29.429	26.207	1:20.209	245	8	12.272	14.706	31.141	28.005	1:26.124	231
9	11.410	14.734	31.494	1:47.924	2:45.562	245	9	11.893	14.562	31.013	27.929	1:25.397	231
10	15.286	13.919	29.755	26.642	1:25.602 P		10	11.805	14.611	31.287	16:22.011	17:19.714	230
11	11.051	13.508	29.228	26.300	1:20.087	244	11	18.631	15.794	33.717	30.091	1:38.233 P	
12	11.747	14.811	30.206	5:29.744	6:26.508	243	12 Matthew WALTERS (NSW) (11th)						
13	17.535	14.032	29.899	26.821	1:28.287 P		1	22.665	15.448	31.807	27.893	1:37.813 P	
14	11.138	13.594	29.364	26.151	1:20.247	243	2	11.596	13.910	30.008	27.094	1:22.608	235
2 Mark CHIODO (VIC) (13th)							3	11.498	13.780	30.034	27.024	1:22.336	236
1	20.291	20.076	40.648	10:33.575	11:54.590 P		4	11.615	13.791	29.586	8:48.381	9:43.373	234
2	21.978	16.846	32.652	28.687	1:40.163 P		5	18.697	14.607	30.335	27.714	1:31.353 P	
3	11.881	14.119	30.762	27.178	1:23.940	237	6	11.427	13.840	29.850	26.932	1:22.049	237
4	11.894	13.966	30.358	26.995	1:23.213	241	7	11.337	13.678	29.830	26.827	1:21.672	237
5	11.421	14.042	30.267	26.643	1:22.373	238	8	11.318	13.865	34.085	29.550	1:28.818	235
6	11.545	14.832	32.920	27.111	1:26.408	238	14 Glenn ALLERTON (NSW) (4th)						
7	11.425	13.796	30.126	26.743	1:22.090	238	1	19.232	15.827	32.140	27.253	1:34.452 P	
8	13.134	15.525	33.205	8:43.097	9:44.961	239	2	11.357	13.687	29.809	26.595	1:21.448	236
9	20.879	15.178	31.415	27.357	1:34.829 P		3	11.223	13.592	29.846	26.515	1:21.176	235
10	11.611	14.106	30.510	27.002	1:23.229	235	4	12.214	14.365	32.445	9:51.442	10:50.466	238
11	11.398	13.950	30.129	26.942	1:22.419	236	5	16.612	13.988	30.615	26.570	1:27.785 P	
3 Jed METCHER (VIC) (9th)							6	11.261	13.644	29.796	26.488	1:21.189	236
1	16.300	15.295	30.889	27.025	1:29.509 P		7	11.259	13.621	29.954	1:34.690	2:29.524	236
2	11.439	13.848	29.884	7:33.108	8:28.279	234	8	20.656	16.258	30.223	27.891	1:35.028 P	
3	16.225	14.368	30.270	26.770	1:27.633 P		9	11.237	13.561	29.783	26.341	1:20.922	237
4	11.347	13.654	29.785	10:16.810	11:11.596	234	16 Luke JHONSTON (VIC) (15th)						
5	16.137	14.639	30.553	27.491	1:28.820 P		1	18.217	14.684	31.199	27.546	1:31.646 P	
6	11.438	13.945	29.835	26.621	1:21.839	233	2	11.719	14.294	30.515	27.458	1:23.986	237
7	11.198	13.802	29.819	26.595	1:21.414	236	3	11.785	14.305	30.409	27.433	1:23.932	237

Scott Laing
 Chief Timekeeper - Scott Laing

Tom Williams
 Race Director - Tom Williams

Paul Hinds
 Clerk of Course - Paul Hinds





Winton Motor Raceway

Round 2 : March 12 - 14



AUSTRALIAN SUPERBIKE CHAMPIONSHIP

Timed Practice

Date: 13/03/21
 Event: P19
 Weather: High cloud - Temp: 30.3C
 Track: Dry - Temp: 41.2C

Started at: 11:36:10
 Laps: 35 Min
 Starters: 25
 Printed at: 12:21

SPLIT TIMES

Lap	Split 1	Split 2	Split 3	Split 4	Lap Time	Spd	Lap	Split 1	Split 2	Split 3	Split 4	Lap Time	Spd
4	11.650	14.170	30.232	27.369	1:23.421	236	1	17.341	14.524	30.708	27.104	1:29.677 P	
5	11.570	14.217	30.906	1:40.154	2:36.847	238	2	11.501	13.801	29.752	26.753	1:21.807	237
6	15.741	14.864	30.797	27.354	1:28.756 P		3	11.566	15.932	40.062	1:05.920	2:13.480	237
7	11.598	14.269	30.643	2:30.536	3:27.046	235	4	16.754	14.035	30.260	26.685	1:27.734 P	
8	20.781	14.883	31.727	27.520	1:34.911 P		5	11.261	13.717	29.663	26.765	1:21.406	238
9	11.669	14.029	30.257	27.346	1:23.301	237	6	11.687	13.753	29.762	26.836	1:22.038	237
10	12.263	14.340	31.153	32.362	1:30.118	241	7	11.269	13.663	29.775	26.696	1:21.403	239
11	11.596	13.990	30.289	27.215	1:23.090	238	8	11.271	13.755	29.683	26.972	1:21.681	239
12	11.578	14.049	30.321	9:06.135	10:02.083	236	9	11.610	16.313	29.776	26.652	1:24.351	237
13	16.482	14.841	31.161	27.316	1:29.800 P		10	11.373	15.957	32.621	26.959	1:26.910	239
14	11.609	14.210	30.702	27.174	1:23.695	238	11	11.180	13.759	29.753	26.624	1:21.316	241
15	11.778	14.282	34.944	29.650	1:30.654	239	12	11.607	14.060	31.317	29.298	1:26.282	239
16	11.542	14.066	30.162	27.050	1:22.820	237	13	11.233	13.839	29.642	26.841	1:21.555	239

17 Troy HERFOSS (QLD) (3rd)

1	17.065	14.989	30.952	28.245	1:31.251 P	
2	11.176	13.681	29.663	26.454	1:20.974	235
3	11.016	13.633	29.598	26.303	1:20.550	238
4	11.149	13.589	29.591	26.173	1:20.502	240
5	12.277	15.200	31.388	8:53.245	9:52.110	239
6	15.122	13.945	29.945	26.362	1:25.374 P	
7	11.126	13.623	29.661	26.047	1:20.457	237
8	11.021	13.600	29.508	26.118	1:20.247	241
9	12.211	14.155	30.249	26.343	1:22.958	236
10	11.042	13.665	29.577	26.258	1:20.542	238

29 Patrick Jun LI (VIC) (21th)

1	17.334	15.575	34.016	29.436	1:36.361 P	
2	12.348	14.845	32.177	28.574	1:27.944	228
3	12.238	15.035	32.328	28.669	1:28.270	230
4	13.370	17.803	39.616	18:28.076	19:38.865	223
5	21.706	21.473	33.838	29.423	1:46.440 P	
6	12.096	14.852	31.966	28.392	1:27.306	231
7	12.112	14.932	32.665	28.673	1:28.382	227
8	12.172	15.077	32.535	28.760	1:28.544	227
9	12.394	14.889	32.253	28.920	1:28.456	225
10	13.222	22.166	42.437	42.818	2:00.643	221
11	12.835	17.146	43.355	31.222	1:44.558	225




21 Josh WATERS (VIC) (14th)

1	18.680	16.432	34.798	27.863	1:37.773 P	
2	11.576	14.019	30.138	27.377	1:23.110	233
3	12.267	16.434	34.246	8:42.344	9:45.291	236
4	14.850	14.931	31.556	27.379	1:28.716 P	
5	11.441	13.907	30.215	27.006	1:22.569	234
6	11.456	13.917	30.024	27.015	1:22.412	235
7	11.337	13.924	30.075	26.887	1:22.223	236
8	13.755	15.884	32.193	27.342	1:29.174	236
9	11.430	13.934	30.167	27.114	1:22.645	236

32 Oliver BAYLISS (QLD) (10th)

1	17.853	15.377	31.637	27.547	1:32.414 P	
2	11.825	14.108	30.585	26.841	1:23.359	231
3	11.489	13.707	30.055	26.484	1:21.735	241
4	11.247	13.929	30.045	26.571	1:21.792	243
5	11.685	15.247	35.403	5:08.013	6:10.348	243
6	18.086	17.067	32.000	26.927	1:34.080 P	
7	11.594	13.795	30.147	26.705	1:22.241	238
8	11.296	13.825	30.466	26.609	1:22.196	243
9	11.556	15.561	32.423	4:19.823	5:19.363	243
10	16.822	15.616	33.192	27.751	1:33.381 P	

28 Aiden WAGNER (QLD) (7th)

 Chief Timekeeper - Scott Laing
  Race Director - Tom Williams
  Clerk of Course - Paul Hinds





Winton Motor Raceway

Round 2 : March 12 - 14



AUSTRALIAN SUPERBIKE CHAMPIONSHIP

Timed Practice

Date: 13/03/21
 Event: P19
 Weather: High cloud - Temp: 30.3C
 Track: Dry - Temp: 41.2C

Started at: 11:36:10
 Laps: 35 Min
 Starters: 25
 Printed at: 12:21

SPLIT TIMES

Lap	Split 1	Split 2	Split 3	Split 4	Lap Time	Spd	Lap	Split 1	Split 2	Split 3	Split 4	Lap Time	Spd
11	11.512	13.715	30.093	26.812	1:22.132	239	11	12.199	14.992	32.852	28.918	1:28.961	230
12	11.267	14.766	32.048	27.426	1:25.507	240	12	<u>12.109</u>	<u>14.829</u>	32.663	28.788	1:28.389	228
13	11.304	13.747	<u>29.964</u>	26.625	<u>1:21.640</u>	244	46 Michael JONES (QLD) (1st)						
14	<u>11.219</u>	<u>13.703</u>	30.114	26.619	1:21.655	243	1	17.160	14.449	31.619	27.215	1:30.443 P	
15	12.006	16.021	34.322	1:52.004	2:54.353	242	2	11.556	13.657	30.470	26.380	1:22.063	243
16	18.903	17.037	33.790	27.019	1:36.749 P		3	11.242	13.483	29.653	26.103	1:20.481	244
17	11.796	13.826	30.151	26.646	1:22.419	244	4	11.118	13.424	29.419	<u>25.947</u>	1:19.908	246
33 Hamish McMURRAY (NSW) (23th)							5	11.097	<u>13.410</u>	<u>29.318</u>	25.981	<u>1:19.806</u>	245
1	19.159	18.415	37.247	32.529	1:47.350 P		6	<u>11.038</u>	13.448	29.488	26.034	1:20.008	245
2	13.898	16.352	34.218	30.522	1:34.990	200	7	11.797	15.551	32.251	15:02.582	16:02.181	245
3	13.038	15.753	33.588	30.049	1:32.428	215	8	19.476	14.575	30.497	26.743	1:31.291 P	
4	12.938	15.854	33.184	30.262	1:32.238	220	9	11.329	13.553	29.558	26.100	1:20.540	242
5	13.194	15.478	32.998	29.764	1:31.434	208	10	11.086	13.521	29.338	26.005	1:19.950	244
6	12.893	15.322	33.060	30.092	1:31.367	211	11	11.121	13.780	29.613	26.444	1:20.958	242
7	12.785	15.360	32.933	29.606	1:30.684	212	12	11.786	14.018	29.987	26.085	1:21.876	242
8	12.711	15.182	32.519	29.655	1:30.067	217	13	11.185	13.485	29.350	26.015	1:20.035	244
9	12.722	15.376	32.412	7:34.475	8:34.985	215	14	12.036	16.115	33.207	28.877	1:30.235	245
10	16.854	15.847	33.442	30.229	1:36.372 P		61 Arthur SISSIS (SA) (6th)						
11	12.854	15.280	32.782	29.529	1:30.445	211	1	18.394	15.288	33.637	26.661	1:33.980 P	
12	12.636	15.180	32.630	29.573	1:30.019	219	2	11.353	13.691	29.855	26.602	1:21.501	239
13	12.885	15.132	<u>32.239</u>	29.324	1:29.580	211	3	11.759	16.276	37.314	26.713	1:32.062	241
14	12.862	15.159	32.410	29.482	1:29.913	218	4	<u>11.261</u>	<u>13.631</u>	<u>29.726</u>	<u>26.378</u>	<u>1:20.996</u>	241
15	<u>12.565</u>	15.136	32.330	29.268	1:29.299	214	64 Aaron MORRIS (NSW) (17th)						
16	12.993	15.151	32.568	29.201	1:29.913	192	1	15.982	15.309	31.413	28.538	1:31.242 P	
17	12.857	<u>15.017</u>	32.398	<u>29.019</u>	<u>1:29.291</u>	214	2	11.943	14.463	30.588	27.426	1:24.420	234
37 Michael EDWARDS (QLD) (22th)							3	11.641	14.225	<u>30.298</u>	27.342	1:23.506	231
1	17.721	17.545	34.695	30.021	1:39.982 P		4	11.790	14.390	33.172	27.340	1:26.692	234
2	12.909	16.059	32.814	29.159	1:30.941	226	5	11.723	14.380	31.306	12:49.985	13:47.394	228
3	12.854	15.667	33.586	29.122	1:31.229	227	6	18.581	15.393	32.441	27.926	1:34.341 P	
4	12.366	15.250	32.369	1:42.407	2:42.392	227	7	11.793	<u>14.212</u>	31.353	5:54.160	6:51.518	228
5	17.066	15.497	32.438	29.067	1:34.068 P		8	16.665	14.864	30.975	27.700	1:30.204 P	
6	12.381	15.069	32.539	28.857	1:28.846	228	9	<u>11.526</u>	14.262	30.304	<u>27.293</u>	<u>1:23.385</u>	225
7	12.305	15.112	32.507	29.149	1:29.073	228	65 Cru HALLIDAY (NSW) (8th)						
8	12.369	15.024	32.730	29.170	1:29.293	226	1	19.693	15.808	31.901	27.162	1:34.564 P	
9	12.279	15.095	<u>32.311</u>	<u>28.459</u>	<u>1:28.144</u>	230							
10	12.414	15.090	32.415	28.767	1:28.686	230							

Scott Laing
 Chief Timekeeper - Scott Laing

Tom Williams
 Race Director - Tom Williams

Paul Hinds
 Clerk of Course - Paul Hinds





Winton Motor Raceway

Round 2 : March 12 - 14



AUSTRALIAN SUPERBIKE CHAMPIONSHIP

Timed Practice

Date: 13/03/21
 Event: P19
 Weather: High cloud - Temp: 30.3C
 Track: Dry - Temp: 41.2C

Started at: 11:36:10
 Laps: 35 Min
 Starters: 25
 Printed at: 12:21


SPLIT TIMES


Lap	Split 1	Split 2	Split 3	Split 4	Lap Time	Spd	Lap	Split 1	Split 2	Split 3	Split 4	Lap Time	Spd
2	11.465	13.729	29.806	26.558	1:21.558	237	83 Lachlan EPIS (NSW) (5th)						
3	11.139	13.533	30.040	26.639	1:21.351	238	1	19.837	15.865	32.282	27.522	1:35.506 P	
							2	11.479	13.846	29.844	26.633	1:21.802	235
							3	11.306	13.639	29.523	26.502	1:20.970	238
67 Bryan STARING (WA) (12th)													
1	19.244	14.781	31.575	27.487	1:33.087 P								
2	11.467	13.832	30.045	27.107	1:22.451	232	92 Jack DAVIS (SA) (18th)						
3	11.302	13.812	30.097	26.969	1:22.180	234	1	17.776	15.613	33.228	28.388	1:35.005 P	
4	13.059	16.611	37.161	26.943	1:33.774	235	2	12.170	14.570	31.550	28.176	1:26.466	230
5	11.334	13.765	29.824	26.795	1:21.718	237	3	11.889	14.425	31.086	27.832	1:25.232	229
6	11.287	13.746	29.625	28.487	1:23.145	236	4	11.688	14.431	30.724	27.732	1:24.575	233
7	13.849	15.429	32.152	5:21.633	6:23.063	159	5	11.690	14.221	30.840	27.520	1:24.271	232
8	21.998	15.951	31.949	27.014	1:36.912 P								
9	11.378	13.871	30.124	26.997	1:22.370	235	333 Yannis SHAW (NSW) (16th)						
10	11.385	13.761	29.865	26.821	1:21.832	232	1	15.567	15.116	32.708	28.404	1:31.795 P	
11	12.797	18.339	31.254	27.446	1:29.836	236	2	11.849	14.238	30.967	27.534	1:24.588	235
12	11.710	14.814	32.064	7:41.328	8:39.916	236	3	11.641	14.286	37.091	33.183	1:36.201	237
13	20.021	14.835	30.929	27.146	1:32.931 P		4	11.616	14.010	30.503	27.142	1:23.271	235
14	11.307	13.791	29.889	26.950	1:21.937	235	5	11.657	14.592	36.007	31.553	1:33.809	238
15	11.368	13.846	29.993	26.900	1:22.107	235	6	11.672	14.136	31.349	17:10.276	18:07.433	236
							7	17.413	19.531	34.866	28.289	1:40.099 P	
							8	11.546	14.665	31.593	27.237	1:25.041	236
78 Nathan SPITERI (VIC) (20th)							9	11.451	14.103	30.347	27.146	1:23.047	239
1	20.753	15.689	33.121	28.961	1:38.524 P		10	11.588	14.169	30.616	32.277	1:28.650	237
2	12.484	14.728	31.374	28.632	1:27.218	228	11	11.588	14.122	30.235	27.135	1:23.080	236
3	12.410	14.602	31.314	28.190	1:26.516	216	12	11.523	14.143	30.490	27.047	1:23.203	238
4	12.137	14.650	31.393	27.933	1:26.113	221							
5	12.270	14.504	31.482	28.954	1:27.210	226							
6	12.092	14.669	31.073	28.186	1:26.020	225							

*** TOP 9 RIDERS TO QUALIFYING 2. REMAINDER TO QUALIFYING 1. ***

The results are provisional until the end of the time limit for protests and appeals.


 Chief Timekeeper - Scott Laing


 Race Director - Tom Williams


 Clerk of Course - Paul Hinds



www.computime.com.au
 COMPUTIME RACE TIMING SYSTEMS PTY LTD





Winton Motor Raceway

Round 2 : March 12 - 14



ASBK.COM.AU f t i y



AUSTRALIAN SUPERBIKE CHAMPIONSHIP

Timed Practice

Date: 13/03/21
 Event: P19
 Weather: High cloud - Temp: 30.3C
 Track: Dry - Temp: 41.2C

Started at: 11:36:10
 Laps: 35 Min
 Starters: 25
 Printed at: 12:21

FASTEST LAPS SEQUENCE

Race Time	No	Name	Machine	Fastest Lap	On Lap
1:51.155	16	Luke JHONSTON (VIC)	Yamaha YZF-R1	1:31.646	1
2:36.668	3	Jed METCHER (VIC)	Yamaha YZF-R1	1:29.509	1
3:07.804	1	Wayne MAXWELL (VIC)	Ducati V4R	1:28.911	1
3:15.141	16	Luke JHONSTON (VIC)	Yamaha YZF-R1	1:23.986	2
3:37.812	67	Bryan STARING (WA)	Kawasaki ZX10R	1:22.451	2
4:18.146	46	Michael JONES (QLD)	Ducati V4R	1:22.063	2
4:28.736	1	Wayne MAXWELL (VIC)	Ducati V4R	1:20.932	2
5:38.627	46	Michael JONES (QLD)	Ducati V4R	1:20.481	3
6:58.535	46	Michael JONES (QLD)	Ducati V4R	1:19.908	4
8:18.341	46	Michael JONES (QLD)	Ducati V4R	1:19.806	5

*** TOP 9 RIDERS TO QUALIFYING 2. REMAINDER TO QUALIFYING 1. ***

The results are provisional until the end of the time limit for protests and appeals.

Scott Laing
 Chief Timekeeper - Scott Laing

Tom Williams
 Race Director - Tom Williams

Paul Hinds
 Clerk of Course - Paul Hinds



www.computime.com.au
 COMPUTIME RACE TIMING SYSTEMS PTY LTD





Winton Motor Raceway

Round 2 : March 12 - 14



AUSTRALIAN SUPERBIKE CHAMPIONSHIP

Timed Practice

Date: 13/03/21
 Event: P19
 Weather: High cloud - Temp: 30.3C
 Track: Dry - Temp: 41.2C

Started at: 11:36:10
 Laps: 35 Min
 Starters: 25
 Printed at: 12:21


BEST PARTIAL TIMES


Pos	Split 1		Split 2		Split 3		Split 4		LAP		Ideal	Fastest
	Name	Time	Name	Time	Name	Time	Name	Time	Name			
1	T. HERFOSS	11.016	M. JONES	13.410	W. MAXWELL	29.225	M. JONES	25.947	M. JONES	1:19.713	1:19.806	
2	W. MAXWELL	11.035	W. MAXWELL	13.469	M. JONES	29.318	T. HERFOSS	26.047	W. MAXWELL	1:19.815	1:19.916	
3	M. JONES	11.038	C. HALLIDAY	13.533	T. HERFOSS	29.508	W. MAXWELL	26.086	T. HERFOSS	1:20.160	1:20.247	
4	C. HALLIDAY	11.139	G. ALLERTON	13.561	L. EPIS	29.523	G. ALLERTON	26.341	G. ALLERTON	1:20.908	1:20.922	
5	A. WAGNER	11.180	T. HERFOSS	13.589	M. WALTERS	29.586	A. SISSIS	26.378	L. EPIS	1:20.917	1:20.970	
6	J. METCHER	11.198	A. SISSIS	13.631	B. STARING	29.625	O. BAYLISS	26.484	A. SISSIS	1:20.996	1:20.996	
7	O. BAYLISS	11.219	L. EPIS	13.639	A. WAGNER	29.642	L. EPIS	26.502	C. HALLIDAY	1:21.036	1:21.351	
8	G. ALLERTON	11.223	J. METCHER	13.654	A. SISSIS	29.726	C. HALLIDAY	26.558	A. WAGNER	1:21.109	1:21.316	
9	L. EPIS	11.253	A. WAGNER	13.663	G. ALLERTON	29.783	J. METCHER	26.595	J. METCHER	1:21.232	1:21.414	
10	A. SISSIS	11.261	M. WALTERS	13.678	J. METCHER	29.785	A. WAGNER	26.624	O. BAYLISS	1:21.370	1:21.640	
11	B. STARING	11.287	O. BAYLISS	13.703	C. HALLIDAY	29.806	M. CHIODO	26.643	M. WALTERS	1:21.409	1:21.672	
12	M. WALTERS	11.318	B. STARING	13.746	O. BAYLISS	29.964	B. STARING	26.795	B. STARING	1:21.453	1:21.718	
13	J. WATERS	11.337	M. CHIODO	13.796	J. WATERS	30.024	M. WALTERS	26.827	M. CHIODO	1:21.963	1:22.090	
14	M. CHIODO	11.398	J. WATERS	13.907	M. CHIODO	30.126	J. WATERS	26.887	J. WATERS	1:22.155	1:22.223	
15	Y. SHAW	11.451	L. JHONSTON	13.990	L. JHONSTON	30.162	Y. SHAW	27.047	Y. SHAW	1:22.743	1:23.047	
16	A. MORRIS	11.526	Y. SHAW	14.010	Y. SHAW	30.235	L. JHONSTON	27.050	L. JHONSTON	1:22.744	1:22.820	
17	L. JHONSTON	11.542	A. MORRIS	14.212	A. MORRIS	30.298	A. MORRIS	27.293	A. MORRIS	1:23.329	1:23.385	
18	J. DAVIS	11.688	J. DAVIS	14.221	P. CZAJ	30.512	J. DAVIS	27.520	J. DAVIS	1:24.153	1:24.271	
19	P. CZAJ	11.728	P. CZAJ	14.457	J. DAVIS	30.724	P. CZAJ	27.799	P. CZAJ	1:24.496	1:24.593	
20	N. SPITERI	12.092	N. SPITERI	14.504	N. SPITERI	31.073	N. SPITERI	27.933	N. SPITERI	1:25.602	1:26.020	
21	P. LI	12.096	M. EDWARDS	14.829	P. LI	31.966	P. LI	28.392	P. LI	1:27.299	1:27.306	
22	M. EDWARDS	12.109	P. LI	14.845	H. McMURRA	32.239	M. EDWARDS	28.459	M. EDWARDS	1:27.708	1:28.144	
23	H. McMURRA	12.531	H. McMURRA	15.017	M. EDWARDS	32.311	H. McMURRA	29.019	H. McMURRA	1:28.806	1:29.291	

*** TOP 9 RIDERS TO QUALIFYING 2. REMAINDER TO QUALIFYING 1. ***

The results are provisional until the end of the time limit for protests and appeals.


 Chief Timekeeper - Scott Lang


 Race Director - Tom Williams


 Clerk of Course - Paul Hinds



www.computime.com.au
 COMPUTIME RACE TIMING SYSTEMS PTY LTD





Winton Motor Raceway

Round 2 : March 12 - 14



ASBK.COM.AU f t i y



AUSTRALIAN SUPERBIKE CHAMPIONSHIP

Timed Practice

Date: 13/03/21
Event: P19
Weather: High cloud - Temp: 30.3C
Track: Dry - Temp: 41.2C

Started at: 11:36:10
Laps: 35 Min
Starters: 25
Printed at: 12:21

RACE INFORMATION

Time	Description
11:36:10	Event Start
11:57:11	Track temps: Finish - 41.7 / Int 1 - 42.0 / Int 2 - 41.8 / Int - 39.4
11:57:47	Rider 65 (Cru HALLIDAY) CRASHED TURN 5 - RIDER UP
12:04:21	*** TOP 9 PROGRESS STRAIGHT TO QUALIFYING 2 ***
12:11:26	Chequered Flag
12:14:43	Event Finish

*** TOP 9 RIDERS TO QUALIFYING 2. REMAINDER TO QUALIFYING 1. ***

The results are provisional until the end of the time limit for protests and appeals.

Chief Timekeeper - Scott Lang

Race Director - Tom Williams

Clerk of Course - Paul Hinds



www.computime.com.au
COMPUTIME RACE TIMING SYSTEMS PTY LTD

